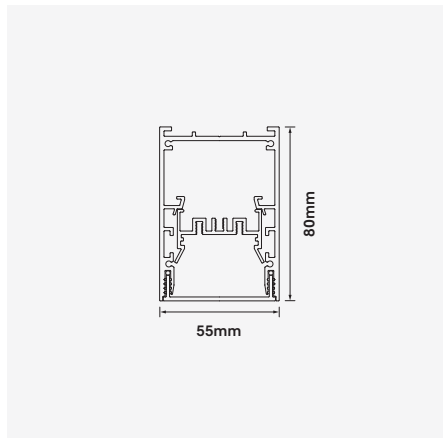


Aqualuma-50-SUS

Suspended Mounted IP Rated Linear LED Profile



Luminaire Finishes



Diffuser options

Opal PC (OP)
Opal Polycarbonate

Accessories

Wire Suspension Kit (WSUS)

Part No: SUSKIT-3M-SIL
Colour: Silver
Length: 3m Adjustable



Wire Suspension Kit (WSUS)

Part No: SUSKIT-3M-BLK
Colour: Black
Length: 3m Adjustable



Rod Suspension Kit (RSUS)

Part No: ROD-SUS-KIT-1M-WHT
Colour: White
Length: 1m Adjustable



Rod Suspension Kit (RSUS)

Part No: ROD-SUS-KIT-1M-BLK
Colour: Black
Length: 1m Adjustable



WATTAGE 11W-28W **CRI (Ra) >85** **IP 65** **Bluetooth** **3-Step** **110°** **Suspended** **IK 08** **WARRANTY 5YR**

Aqualuma-50 LED IP Rated linear lighting system offers a versatile solution to conventional lighting layouts. The configurable system enhances the possibility for engineers, designers and contractors to create varied lighting scenarios and environments in a single luminaire design. Available as standard in a zero dot LED PC diffuser for low visual glare and high impact resistance.

The Aqualuma-50 can be wire or rod suspended, to suit a variety of applications. The Aqualuma-50 integrates Vossloh Schwabe LEDs and controls + optional DALI-2 or Bluetooth dimming. Systems are backed by a 5 year warranty.

- Luminaire wattage: 11W, 19W, 28W (System 13W, 22W, 32W)
- Luminous flux/m: 1708-1820Lm, 3093-3180Lm, 3808-4088Lm²
- Luminaire efficacy/m: 154.24Lm/W, 160.61Lm/W, 140.97Lm/W¹
- LED working current: 150mA, 250mA, 350mA
- Correlated colour temperature: 3000K, 4000K, 5000K
- Colour rendering index: >85³ standard
- Mac-Adams Ellipse: 3-SDCM
- LED Brand: Vossloh-Schwabe (Nichia SMD)
- LED mounting: Zhaga compliant mounting
- Longevity: >72,000Hrs L80 B10
- Diffuser options: Opal PC
- Distribution: 110° opal diffuser
- Ingress & IK protection rating: IP65, IK08
- Luminaire finish: White, Black, Silver, Custom⁴
- Luminaire dimensions: Width 55 x Height 80mm
- x Custom Length
- Driver: Non-Dimmable Vossloh-Schwabe LED driver as standard
- Dimming: DALI-2, BLE (basicDIM Wireless / Casambi) on request⁴
- Weight/m: 3.05kgs
- Warranty: 5 years⁵

Model	LED Output/m ²	Luminous Flux/m ²	LED Wattage/m	System Wattage/m	CCT	CRI ³	Distribution	Current
AQUALUMA-50-X-11W-3K	2135Lm	1708Lm	11W	13W	3000K	>85	110°	150mA
AQUALUMA-50-X-11W-4K	2275Lm	1820Lm	11W	13W	4000K	>85	110°	150mA
AQUALUMA-50-X-11W-5K	2275Lm	1820Lm	11W	13W	5000K	>85	110°	150mA
AQUALUMA-50-X-19W-3K	3465Lm	3093Lm	19W	22W	3000K	>85	110°	250mA
AQUALUMA-50-X-19W-4K	3710Lm	3180Lm	19W	22W	4000K	>85	110°	250mA
AQUALUMA-50-X-19W-5K	3710Lm	3180Lm	19W	22W	5000K	>85	110°	250mA
AQUALUMA-50-X-28W-3K	4760Lm	3808Lm	28W	32W	3000K	>85	110°	350mA
AQUALUMA-50-X-28W-4K	5110Lm	4088Lm	28W	32W	4000K	>85	110°	350mA
AQUALUMA-50-X-28W-5K	5110Lm	4088Lm	28W	32W	5000K	>85	110°	350mA

For Non-dimming add suffix ND
For DALI-2/DSI dimming add suffix D
For BLUETOOTH dimming add suffix BT

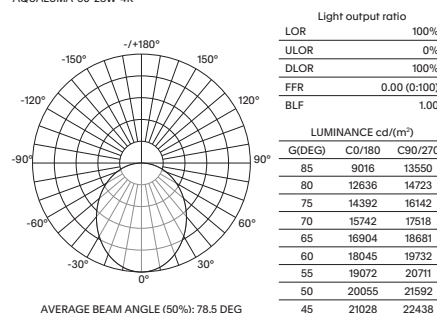
Replace X
For Wire suspension use WSUS
For Rod suspension use RSUS

Example product order code configuration: AQUALUMA-50-WSUS-11W-4K-D-(WH/OP)

Model	Suspension	Wattage	CCT	Driver	Luminaire Finish / Diffuser					
AQUALUMA-50	+	WSUS	+	11W	+	4K	+	D	+	WH/OP

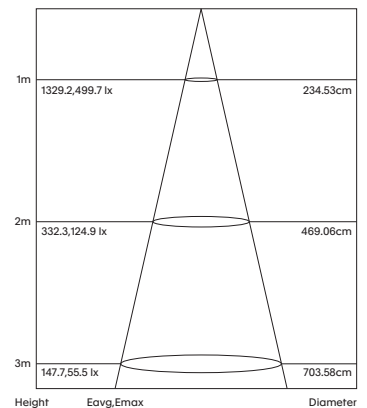
Light Distribution

AQUALUMA-50-28W-4K



Utilisation Factors	
Room Reflectance	Room Index
Ceiling Walls Floor	0.80 1.00 1.25 1.50 2.00 2.50 3.00 4.00 5.00
70 50 20	53 62 70 75 83 88 92 97 100

Cone Diagram



- 1 Luminaire efficacy based on CCT 4000K; CCT variation will alter efficacy
- 2 +/- 10% stated initial LED and luminous flux tolerance
- 3 Colour Rendering Index; >85 Standard (Nichia SMD LED series)
- 4 Charges apply for non-standard colour/s, cuts, accessories and dimming options
- 5 Five year manufacturer's warranty covering product defects and performance deficiencies