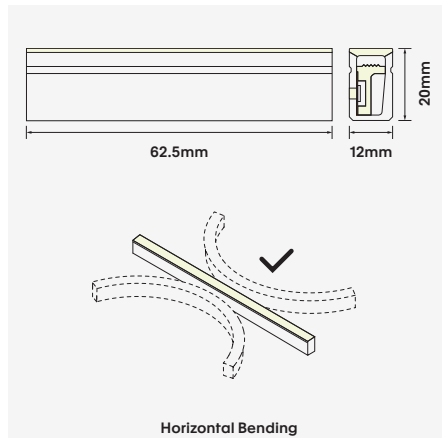



Intense-S-1220-RGBW

5W / 10W / 15W Flexible RGBW Side Bend Neon Flex



Power feed options

INTENSE-S-1220-EC
Silicone end cap



INTENSE-S-1220-PFE
Power feed - End



INTENSE-S-1220-PFB
Power feed - Bottom



INTENSE-S-1220-PFL
Power feed - Left

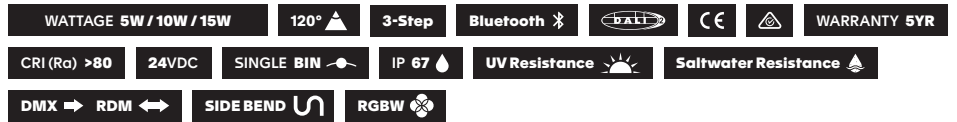


INTENSE-S-1220-PFR
Power feed - Right



Accessories

INTENSE-S-1220-X
MC Mounting Clip 25mm
MP Mounting Profile 1m



Intense-S presents an efficient and versatile 24V flexible side bending neon system suitable for a range of applications. Intense-S features advanced LED technology, dynamic colour capability and a flexible silicon exterior.

IP67 rated and UV stable it is able to withstand damp and most harsh exterior applications making it suitable for landscape architecture as well as internal applications where a continuous line of light is needed, even around bends.

Integrating branded constant voltage LED drivers from brands such as Vossloh-Schwabe, Tridonic or Meanwell with DALI-2, Bluetooth and DMX dimming available on request, the Intense series comes with a 5 year warranty.

- Luminaire wattage/m: 5W, 10W, 15W
- Luminous flux/m: 110Lm, 211.2Lm, 261.8Lm²
- Luminaire efficacy: 22.14Lm/W, 14.08Lm/W, 20.12Lm/W¹
- Peak wavelength / Dominant: Red: 632nm, Green 517nm, Blue 462nm
- Correlated Colour Temperature: 2700K, 3000K, 4000K
- Colour rendering index: >80
- Single Bin CCT selection
- LED source / Quantity: SMD5050; 96pcs/m
- Symmetrical distribution: 120°
- Minimum cuttable Section: 62.5mm (group of 6 x SMD LED)
- Ingress protection rating: IP67
- Longevity: >50,000Hrs L80
- Installation: Mounting clips or aluminium mounting profile optional⁴
- Driver: Requires 24VDC non-dimmable constant voltage LED driver⁴
- Dimming / Controls: Remote DALI-2, BLE (basicDIM Wireless / Casambi), DMX-512 on request⁴
- Warranty: 5 years⁵

Model	Colour	Peak Wavelength / CCT	Luminous Flux/m ²	LED Wattage /m	Distribution	Number of LED/m	Maximum Continuous Length/m
INTENSE-S-1220-5W-RGBW	Red Green Blue Warm White	632nm 517nm 462nm 3000K	110Lm	5W	120°	96	5m
INTENSE-S-1220-10W-RGBW	Red Green Blue Warm White	632nm 517nm 462nm 3000K	211.2Lm	10W	120°	96	5m
INTENSE-S-1220-15W-RGBW	Red Green Blue Warm White	632nm 517nm 462nm 3000K	261.8Lm	15W	120°	96	5m

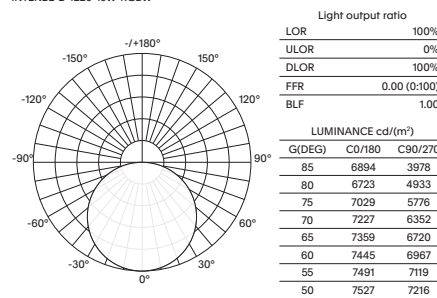
For DALI DT8 dimming add suffix D
For BLUETOOTH dimming add suffix BT
For DMX Control, add suffix DMX

Example product order code configuration: INTENSE-S-1220-10W-RGBW-DMX

Model	Wattage	CCT	Driver
INTENSE-S-1220	10W	RGBW	DMX

Light Distribution

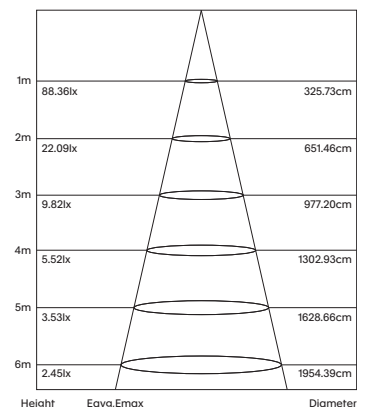
INTENSE-S-1220-15W-RGBW



AVERAGE BEAM ANGLE (50%): 58.35 DEG

Room Reflectance	Utilisation Factors								
	Room Index								
Ceiling Walls Floor	0.80	1.00	1.25	1.50	2.00	2.50	3.00	4.00	5.00
70 50 20	1.16	1.03	0.88	0.76	0.66	0.58	0.52	0.46	0.42

Cone Diagram



- 1 Luminaire efficacy based on Red, Green, Blue and Warm white
- 2 +/- 10° stated initial LED and Luminous Flux tolerance
- 3 Colour Rendering Index: >80 based on CCT 3000K
- 4 Charges apply for non-standard colour/s, LED drivers, dimming controls and accessories
- 5 Five year manufacturer's warranty covering product defects and performance deficiencies