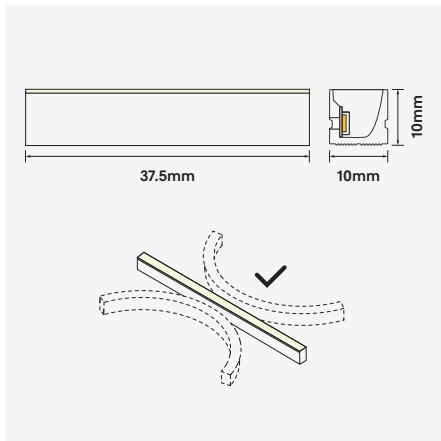



Intense-S-1010

5W / 10W Flexible Side Bend Neon Flex



Power feed options

INTENSE-S-1010-EC
Silicone end cap



INTENSE-S-1010-PFE
Power feed - End



INTENSE-S-1010-PFB
Power feed - Bottom



INTENSE-S-1010-PFL
Power feed - Left



INTENSE-S-1010-PFR
Power feed - Right



Accessories

INTENSE-S-1010-X
MC Mounting Clip 25mm
MP Mounting Profile 1m



WATTAGE 5W / 10W

120°

3-Step

Bluetooth

bati

CE

WARRANTY 5YR

CRI (Ra) >90

24VDC

SINGLE BIN

IP 67

UV Resistance

Saltwater Resistance

DMX ↔ RDM ↔

SIDE BEND

Intense-S-1010 presents an efficient and versatile 24V flexible side bending LED neon system with a range of applications. Intense-S-1010 features advanced LED technology, high colour rendering capability as standard and a flexible silicon exterior.

IP67 rated and UV stable it is capable of withstanding most harsh exterior applications including damp environments. It is suitable for landscape architecture and residential interior applications where a continuous line of light is needed, even around bends.

Utilising branded constant voltage LED drivers from brands such as Vossloh-Schwabe, Tridonic or Meanwell with DALI-2 or Bluetooth dimming available on request, the Intense series comes with a 5 year warranty.

- Luminaire wattage/m: 5W, 10W
- Luminous flux/m: 298Lm-340Lm, 571Lm-660Lm²
- Luminaire efficacy: 68Lm/W, 66.1Lm/W¹
- Correlated colour temperature: 2700K, 3000K, 4000K
- Colour rendering index: >90³
- Single Bin CCT selection
- LED Source / Quantity: SMD2835; 120pcs/m
- Symmetrical distribution: 120°
- Minimum cuttable section: 35.7mm (group of 6 x SMD LED)
- Ingress protection rating: IP67
- Longevity: >50,000Hrs L80
- Installation: Mounting clips or aluminium mounting profile optional⁴
- Driver: Requires 24VDC non-dimmable constant voltage LED driver⁴
- Dimming: Remote DALI-2, BLE (basicDIM Wireless/Casambi) on request⁴
- Warranty: 5 years⁵

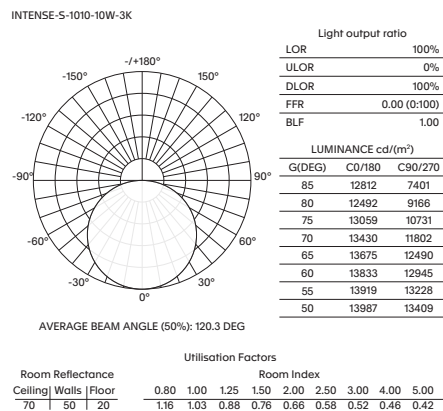
Model	Luminous Flux/m ²	LED Wattage/m	CCT	CRI ³	Distribution	Number of LED/m	Max. Continuous Length/m
INTENSE-S-1010-5W-27K	298Lm	5W	2700K	>90	120°	120	5m
INTENSE-S-1010-5W-3K	322Lm	5W	3000K	>90	120°	120	5m
INTENSE-S-1010-5W-4K	340Lm	5W	4000K	>90	120°	120	5m
INTENSE-S-1010-10W-27K	571Lm	10W	2700K	>90	120°	120	5m
INTENSE-S-1010-10W-3K	623Lm	10W	3000K	>90	120°	120	5m
INTENSE-S-1010-10W-4K	660Lm	10W	4000K	>90	120°	120	5m

For Non-dimming add suffix ND
For DALI-2 dimming add suffix D
For BLUETOOTH dimming add suffix BT
For DMX-512 dimming add suffix DMX

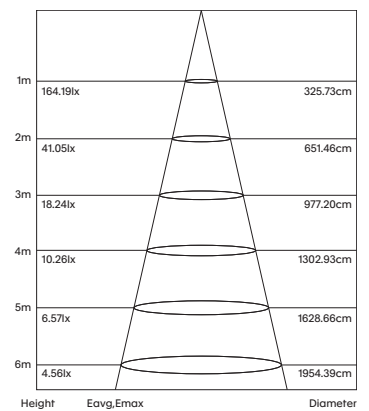
Example product order code configuration: INTENSE-S-1010-10W-3K-ND

Model	Wattage	CCT	Driver
INTENSE-S-1010	10W	3K	ND

Light Distribution



Cone Diagram



- 1 Luminaire efficacy based on CCT 4000K; CCT variation will alter efficacy
- 2 +/- 10° stated initial LED and Luminous Flux tolerance
- 3 Colour Rendering Index: >90 Standard
- 4 Charges apply for LED drivers, dimming controls and accessories
- 5 Five year manufacturer's warranty covering product defects and performance deficiencies