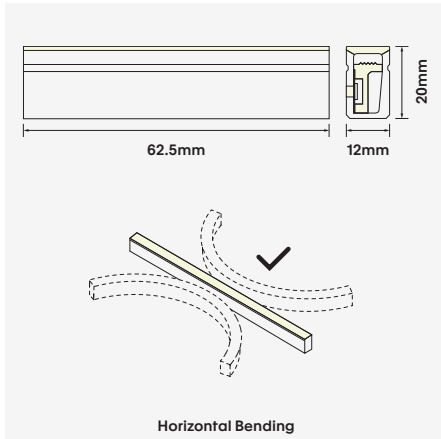



Intense-S-1220-TW

5W / 10W / 15W Flexible Tunable White Side Bend Neon Flex



Power feed options

INTENSE-S-1220-EC
Silicone end cap



INTENSE-S-1220-PFE
Power feed - End



INTENSE-S-1220-PFB
Power feed - Bottom



INTENSE-S-1220-PFL
Power feed - Left



INTENSE-S-1220-PFR
Power feed - Right



Accessories

INTENSE-S-1220-X
MC Mounting Clip 25mm
MP Mounting Profile 1m



WATTAGE 5W / 10W / 15W	120°	3-Step	Bluetooth	CE	WARRANTY 5YR
CRI (Ra) >90	24VDC	SINGLE BIN	IP 67	UV Resistance	Saltwater Resistance
DMX ↔ RDM ↔	SIDE BEND				

Intense-S-Tunable White series presents a dynamic, efficient and versatile 24V flexible top bending neon system suitable for a range of applications. With an ability to adjust the colour temperature, Intense-S-TW can be used to create an ever-changing space for interior and exterior environments. Suitable applications include pelmets, coffers, handrails, seating, retaining walls, facade lighting and more.

Highly versatile Intense-S-TW can be used to create dynamic retail spaces, soft and ambient lighting areas for aged care facilities that adapt with the time of day and more productive office spaces through the use of circadian lighting.

Intense-S-TW has a high quality silicon construction, is flexible, UV stable and provides a continuous dof free line of light. With DALI-2 dimming, Bluetooth dimming and DMX-512 controls available on request, Intense-S-TW comes with a 5 year warranty.

- Luminaire wattage/m: 5W, 10W, 15W
- Luminous flux/m: 167.4Lm, 353.5Lm, 476.3Lm²
- Luminaire efficacy: 33.48Lm/W, 35.35Lm/W, 31.75Lm/W¹
- Correlated colour temperature: 2700K-5600K
- Single Bin CCT selection
- LED source / Quantity: SMD3014; 240pcs/m
- Symmetrical distribution: 120°
- Minimum cuttable section: 62.5mm (group of 6 x SMD LED)
- Ingress protection rating: IP67
- Longevity: >50,000Hrs L80
- Installation: Mounting clips or aluminium mounting profile optional⁴
- Driver: Requires 24VDC non-dimmable constant voltage LED driver⁴
- Dimming / Controls: Remote DALI-2, BLE (basicDIM Wireless / Casambi), DMX-512 on request⁴
- Warranty: 5 years⁵

Model	Luminous Flux/m ²	LED Wattage/m	CCT	CRI ³	Distribution	Number of LED/m	Max. Continuous Length/m
INTENSE-S-1220-5W-TW	83.7Lm	5W	2700K	>90	120°	120	5m
	83.7Lm	5W	5600K	>90	120°	120	5m
INTENSE-S-1220-10W-TW	176.7Lm	10W	2700K	>90	120°	120	5m
	176.7Lm	10W	5600K	>90	120°	120	5m
INTENSE-S-1220-15W-TW	283.1Lm	15W	2700K	>90	120°	120	5m
	283.1Lm	15W	5600K	>90	120°	120	5m

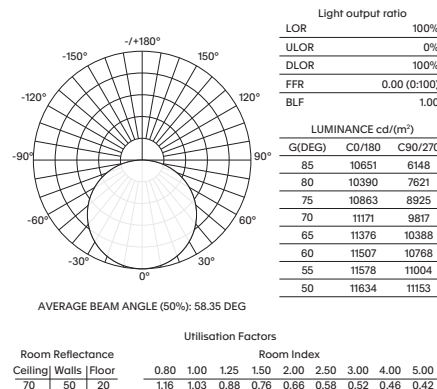
For DALI DT6 dimming add suffix D
For BLUETOOTH dimming add suffix BT
For DMX Control, add suffix DMX

Example product order code configuration: INTENSE-S-1220-10W-TW-D

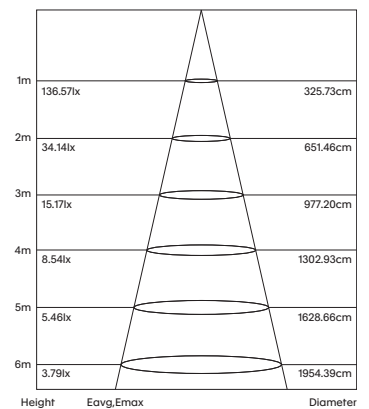
Model	Wattage	CCT	Driver
INTENSE-S-1220	10W	TW	D

Light Distribution

INTENSE-S-1220-15W-TW



Cone Diagram



1 Luminaire efficacy based on 4000K (2700K-5600K combined)
2 +/- 10° stated initial LED and Luminous Flux tolerance
3 Colour Rendering Index: >90 Standard
4 Charges apply for non-standard colour/s, LED drivers, dimming controls and accessories
5 Five year manufacturer's warranty covering product defects and performance deficiencies