

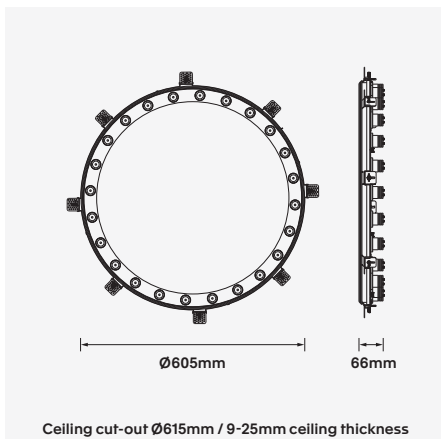
Constellation-D600

50W Recessed Trimless Luminaire



Luminaire Finish

Black (BK)



Components

Magnetic LED modules



Cover plate



Rear view

Magnetic LED modules and adjustable mountings



WATTAGE 50W
Ø 615
CRI (Ra) >90
Bluetooth
CE
WARRANTY 5YR

3-Step
IP 20
UGR <19
20°
Low Glare
Recessed

A unique architectural luminaire providing symmetrical low-glare illumination. Consisting of a series of deep-set LEDs arranged in a circular formation around a trimless rebate, the Constellation is an interesting recessed lighting feature designed to accentuate features with a tight spot light effect. Applications include residential, office, retail and commercial fitouts and is offered in a recessed matt black surface finish to give the pin point spots a star-like effect.

Manufactured from machined aluminium and utilising Osram SMD LEDs, the Constellation-D600 comes with a 5 year warranty.

- Luminaire wattage: 50W (System 52W)
- Luminous flux: 3791Lm²
- Luminaire efficacy: 73.18Lm/W¹
- Correlated colour temperature: 2700K, 3000K, 4000K
- Colour rendering index: >90³
- Mac-Adams Ellipse: 3-SDCM
- LED type: Osram SMD LED
- Glare control: UGR<19
- Symmetrical distribution: 20°
- Outer trim Ø605mm x Height 66mm; Ceiling cut-out Ø615mm
- Ingress protection rating: IP20
- Luminaire finishes: Black
- Longevity: >50,000Hrs L80 B10
- Driver: Non dimmable as standard
- Dimming: DALI-2, BLE (basicDIM Wireless / Casambi) on request⁴
- Weight: 7kg (excluding LED driver)
- Warranty: 5 years⁵

Model	LED Output ²	Luminous Flux ²	LED Wattage	System Wattage	CCT	CRI ³	Distribution
CONSTELLATION-D600-50W-27K	4000Lm	3600Lm	50W	52W	2700K	>90	20°
CONSTELLATION-D600-50W-3K	4050Lm	3719Lm	50W	52W	3000K	>90	20°
CONSTELLATION-D600-50W-4K	5000Lm	3791Lm	50W	52W	4000K	>90	20°

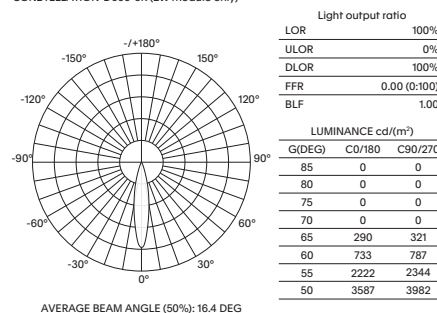
For Non-dimming add suffix ND
For DALI-2 dimming add suffix D
For BLUETOOTH dimming add suffix BT

Example product order code configuration: CONSTELLATION-D600-50W-3K-20-ND-(BK)

Model	Wattage	CCT	Distribution	Driver	Luminaire Finish
CONSTELLATION-D600	50W	3K	20	ND	BK

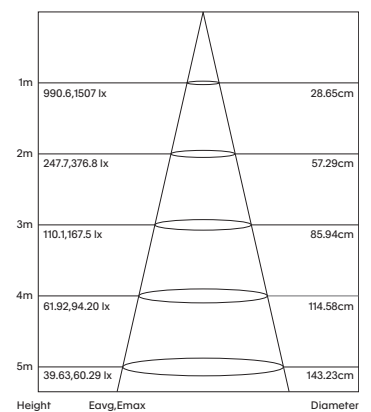
Light Distribution

CONSTELLATION-D600-3K (2W module only)



Room Reflectance		Utilisation Factors										
Ceiling	Walls	Floor	Room Index									
70	50	20	0.80	1.00	1.25	1.50	2.00	2.50	3.00	4.00	5.00	
			92	96	100	102	105	106	108	110	112	

Cone Diagram



1 Luminaire efficacy based on CCT 3000K; CCT variation will alter efficacy
2 +/- 10% stated initial LED and luminous flux tolerance
3 Colour Rendering Index: >90 Standard (Osram SMD Series)
4 Additional charges apply for non-standard colour/s and dimming options
5 Five year manufacturer's warranty covering product defects and performance deficiencies