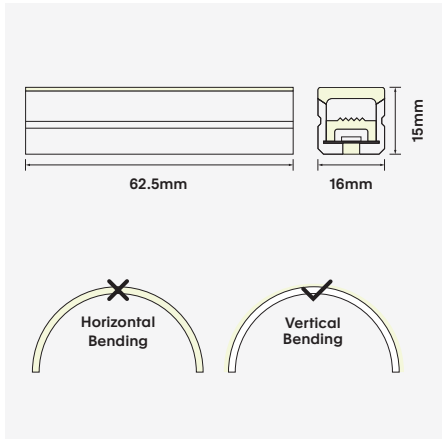



Intense-T-1615-RGBW

5W / 10W / 15W Flexible RGBW Top Bend Neon Flex



Power feed options

INTENSE-T-1615-EC
Silicone end cap



INTENSE-T-1615-PFE
Power feed - End



INTENSE-T-1615-PFB
Power feed - Bottom



INTENSE-T-1615-PFL
Power feed - Left



INTENSE-T-1615-PFR
Power feed - Right



Accessories

INTENSE-T-1615-X
MC Mounting Clip 25mm
MP Mounting Profile 1m



WATTAGE 5W / 10W / 15W	120°	3-Step	Bluetooth	CE	WARRANTY 5YR
CRI (Ra) >80	24VDC	SINGLE BIN	IP 67	UV Resistance	Saltwater Resistance
DMX ↔ RDM ↔	TOP BEND	RGBW			

Intense-T-Colour series presents a dynamic, colourful and versatile 24V flexible top bending LED neon system for a range of applications. With the ability to adjust colour and create dynamic lighting states, Intense-T-1615-RGBW can produce dramatic or subtle lighting effects for interior and exterior environments. Intense-T-1615-RGBW can be utilised in pelmets, coffers and handrails through to landscape architecture uses such as seating, retaining walls, facade lighting and more.

Features a high quality silicon construction, that's flexible and UV stable while providing a continuous dot free line of light. Integrating branded constant voltage LED drivers from brands such as Vossloh-Schwabe, Tridonic or Meanwell with DALI-2, Bluetooth and DMX dimming available on request, the Intense series comes with a 5 year warranty.

- Luminaire wattage/m: 5W, 10W, 15W
- Luminous flux/m: 110.7Lm, 211.2Lm, 301.8Lm²
- Luminaire efficacy: 22.14Lm/W, 14.08Lm/W, 20.12Lm/W¹
- Peak wavelength / Dominant: Red: 632nm; Green 517nm; Blue 462nm
- Correlated colour temperature: 3000K
- Colour rendering index: >80³
- Single Bin CCT selection
- LED source / Quantity: SMD5050; 96pcs/m
- Symmetrical distribution: 120°
- Minimum cuttable section: 62.5mm (group of 6 x SMD LED)
- Ingress protection rating: IP67
- Longevity: >50,000Hrs L80
- Installation: Mounting clips or aluminium mounting profile optional⁴
- Driver: Requires 24VDC non-dimmable constant voltage LED driver⁴
- Dimming / Controls: Remote DALI-2, BLE (basicDIM Wireless / Casambi), DMX-512 on request⁴
- Warranty: 5 years⁵

Model	Colour	Peak Wavelength /CCT	Luminous Flux ²	LED Wattage /m	Distribution	Number of LED/m	Maximum Continuous Length/m
INTENSE-T-1615-5W-RGBW	Red Green Blue Warm White	632nm 517nm 462nm 3000K	189.5Lm	5W	120°	96	5m
INTENSE-T-1615-10W-RGBW	Red Green Blue Warm White	632nm 517nm 462nm 3000K	373.8Lm	10W	120°	96	5m
INTENSE-T-1615-15W-RGBW	Red Green Blue Warm White	632nm 517nm 462nm 3000K	496.4Lm	15W	120°	96	5m

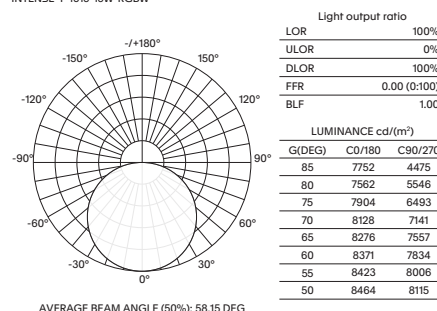
For DALI DT8 dimming add suffix D
For BLUETOOTH dimming add suffix BT
For DMX Control, add suffix DMX

Example product order code configuration: INTENSE-T-1615-10W-RGBW-DMX

Model	Wattage	CCT	Driver
INTENSE-T-1615	10W	RGBW	DMX

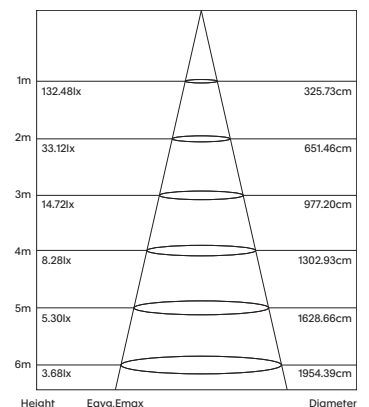
Light Distribution

INTENSE-T-1615-15W-RGBW



Room Reflectance	Utilisation Factors											
	Room Index					Room Index						
Ceiling Walls Floor	0.80	1.00	1.25	1.50	2.00	2.50	3.00	4.00	5.00	0.70	0.50	0.20
	1.16	1.03	0.88	0.76	0.66	0.58	0.52	0.46	0.42			

Cone Diagram



1 Luminaire efficacy based on Red, Green, Blue and Warm white
2 +/- 10° stated initial LED and Luminous Flux tolerance
3 Colour Rendering Index: >80 based on CCT 3000K
4 Charges apply for non-standard colour/s, LED drivers, dimming controls and accessories
5 Five year manufacturer's warranty covering product defects and performance deficiencies