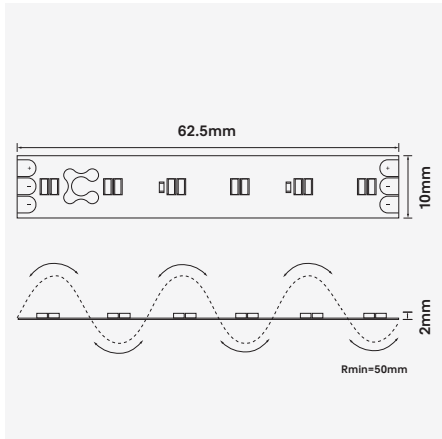


Deltaflex-TW

23W CCT Tunable Flexible LED Strip Lighting



Example profile options⁴

GHOST-1613-SM
W 16mm x H 13mm x Length Custom



GHOST-2013-SM
W 20mm x H 13mm x Length Custom



GHOST-2020-SM
W 20mm x H 20mm x Length Custom



GHOST-2525-SM
W 25mm x H 25mm x Length Custom



GHOST-3030-SM
W 30mm x H 30mm x Length Custom



WATTAGE 23W
SINGLE BIN
3-Step
Bluetooth
CE
WARRANTY 5YR

CRI (Ra) >90
VOLTAGE 24VDC
120°
IP 20
DMX / RDM

The Deltaflex-TW series is a tunable white LED strip. Used to create a more pleasant and comfortable space or conducive working environment the Deltaflex-TW can be used in a variety of applications including pelmets, coffers and linear profiles. The Deltaflex-TW is an efficient and versatile 24V flexible LED lighting system with a multitude of colour mixing options from 2700K through to 6000K.

Optional controls from DALI-2 dimming, Bluetooth dimming and DMX available on request. The Deltaflex-TW colour series offers a 5 year warranty.

- Luminaire wattage/m: 23W
- Luminous flux/m: 2407Lm/m; 2700K: 1072Lm/m; 6000K: 1090Lm/m²
- Luminaire efficacy: 2700K: 93.19Lm/W; 6000K: 94.83Lm/W¹
- Correlated colour temperature: 2700K ~ 6000K
- Colour rendering index: >90³
- Single Bin CCT selection
- LED Source / Quantity: SMD3014; 224pcs/m
- Symmetrical distribution: 120°
- Minimum Cuttable Section: 62.5mm (group of 14 x SMD LED)
- Ingress protection rating: IP20
- Longevity: >50,000Hrs L80
- Driver: Requires constant voltage 24VDC non dimmable LED driver as standard⁴
- Controls: Remote DALI DT6, BLE (basicDIM Wireless / Casambi) & DMX-512 on request⁴
- Warranty: 5 years⁵

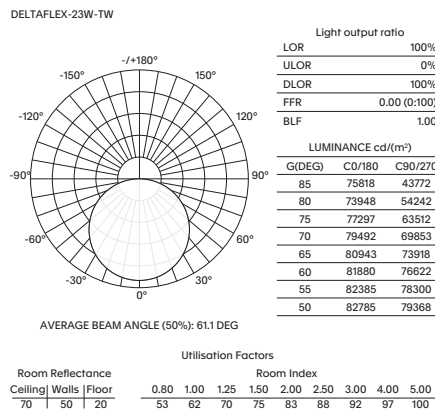
Model	Luminous Flux/m ²	LED Wattage/m	CCT	CRI ³	Distribution	Number of LED/m	Max. Continuous Length/m
DELTAFLX-23W-TW	1071.69Lm	11.5W	2700K	>90	120°	112	5m
	1090.55Lm	11.5W	6000K	>90	120°	112	5m

For DALI DT6 dimming add suffix D
For BLUETOOTH dimming add suffix BT
For DMX control add suffix DMX

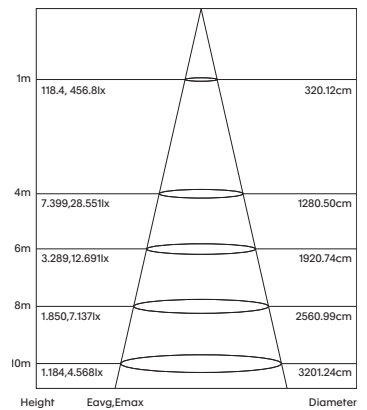
Example product order code configuration: DELTAFLX-23W-TW-D

Model	Wattage	CCT	Driver
DELTAFLX	23W	TW	D

Light Distribution



Cone Diagram



1 Luminaire efficacy based on CCT 2700K and CCT 6000K
2 +/- 10% stated initial LED and Luminous Flux tolerance
3 Colour Rendering Index: >90 Standard
4 LED mounting profiles, LED drivers, DALI dimming, BLE (basicDIM Wireless/Casambi) and DMX will incur additional charges
5 Five year manufacturer's warranty covering product defects and performance deficiencies.