

Moon-D450

16W / 24W Round Surface
Mounted / Suspended Ceiling
Luminaire

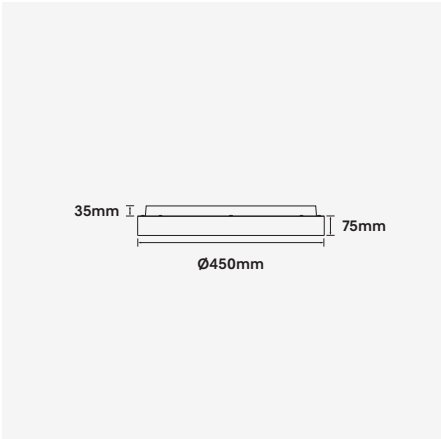


Luminaire Finishes

White (WH) Black (BK)

Baffle Finishes

White (WH) Black (BK) Gold (GD)



Accessories

Wire Suspension Kit (WSUS)

Part No: SUSKIT-3M-SIL
Colour: Silver
Length: 3m Adjustable



Wire Suspension Kit (WSUS)

Part No: SUSKIT-3M-BLK
Colour: Black
Length: 3m Adjustable



Rod Suspension Kit (RSUS)

Part No: ROD-SUS-KIT-1M-WHT
Colour: White
Length: 1m Adjustable



Rod Suspension Kit (RSUS)

Part No: ROD-SUS-KIT-1M-BLK
Colour: Black
Length: 1m Adjustable



WATTAGE 16W / 24W

90°

UGR <19

Bluetooth

bali

CE

WARRANTY 5YR

3-Step

CRI (Ra) >80

IP 20

Surface

Suspended

Moon series is a contemporary ceiling light in a simple circular form. Moon's elegant appearance is enhanced by its minimal profile and graceful diffused illumination. Moon is easy to install, has a modular LED engine and micro-prismatic diffuser for a low UGR<19 (Unified Glare Rating).

With an extruded and formed aluminium construction, Moon offers varying wattage/lumen packages and a range of mounting options from surface mounting to wire and rod suspension. Suitable for a range of architectural spaces and applications, the Moon series offers a 5 year warranty.

- Luminaire wattage: 16W, 24W (System 18W, 26W)
- Luminous flux: 2000-2200Lm, 2800-3000Lm²
- Luminaire efficacy: 111Lm/W, 107.69Lm/W¹
- Correlated colour temperature: 3000K, 4000K
- Colour rendering index: >80³
- Mac-Adams Ellipse: 3-SDCM
- LED type: Osram SMD LED
- Glare control: UGR<19 Microprismatic Diffuser
- Symmetrical distribution: 90°
- Outer trim Ø450mm x Height 110mm
- Ingress protection rating: IP20
- Luminaire finishes: White, Black
- Baffle options: White, Black, Gold
- Longevity: >50,000Hrs L80 B10
- Driver: Non-dimmable LED driver as standard
- Dimming: DALI-2, BLE (basicDIM Wireless / Casambi) on request⁴
- Weight: 4.0Kg (including driver)
- Warranty: 5 years⁵


Model	LED Output ²	Luminous Flux ²	LED Wattage	System Wattage	CCT	CRI ³	Distribution
MOON-D450-16W-3K	2,600Lm	2,000Lm	16W	18W	3000K	>80	90°
MOON-D450-16W-4K	2,800Lm	2,200Lm	16W	18W	4000K	>80	90°
MOON-D450-24W-3K	3,700Lm	2,800Lm	24W	26W	3000K	>80	90°
MOON-D450-24W-4K	3,900Lm	3,000Lm	24W	26W	4000K	>80	90°

For Non-dimming add suffix ND
For DALI-2 dimming add suffix D
For BLUETOOTH dimming add suffix BT

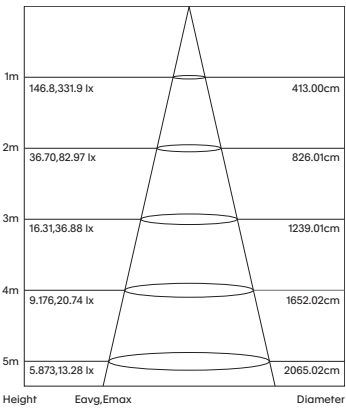
Example product order code configuration: MOON-D450-16W-3K-90-ND-(WH/GD)

Model	Wattage	CCT	Distribution	Driver	Luminaire Finish / Baffle Finish
MOON-D450	16W	3K	90	ND	WH/GD

Light Distribution



Cone Diagram



1 Luminaire efficacy based on CCT 3000K; CCT in variation will alter efficacy
2 +/- 10% stated initial LED and luminous flux tolerance
3 Colour Rendering Index: >80 Standard (Osram SMD Series)
4 Charges apply for non-standard colour/s and dimming options
5 Five year manufacturer's warranty covering product defects and performance deficiencies