


Moon-D350

12W / 16W Round Surface Mounted / Suspended Ceiling Luminaire

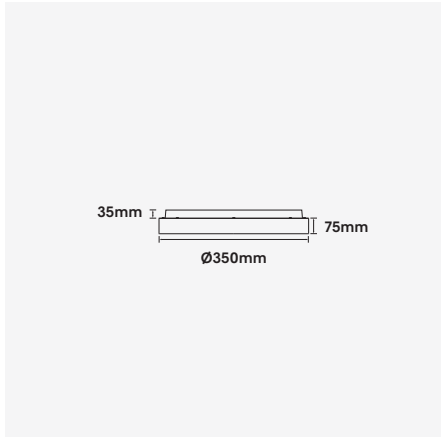


Luminaire Finishes

White (WH) Black (BK)

Baffle Finishes

White (WH) Black (BK) Gold (GD)



Accessories

Wire Suspension Kit (WSUS)

Part No: SUSKIT-3M-SIL
Colour: Silver
Length: 3m Adjustable



Wire Suspension Kit (WSUS)

Part No: SUSKIT-3M-BLK
Colour: Black
Length: 3m Adjustable



Rod Suspension Kit (RSUS)

Part No: ROD-SUS-KIT-1M-WHT
Colour: White
Length: 1m Adjustable



Rod Suspension Kit (RSUS)

Part No: ROD-SUS-KIT-1M-BLK
Colour: Black
Length: 1m Adjustable



Moon series is a contemporary ceiling light in a simple circular form. Moon's elegant appearance is enhanced by its minimal profile and graceful diffused illumination. Moon is easy to install, has a modular LED engine and micro-prismatic diffuser for a low UGR<19 (Unified Glare Rating).

With an extruded and formed aluminium construction, Moon offers varying wattage/lumen packages and a range of mounting options from surface mounting to wire and rod suspension. Suitable for a range of architectural spaces and applications, the Moon series offers a 5 year warranty.

- Luminaire wattage: 12W, 16W (System 14W, 18W)
- Luminous flux: 1400-1500Lm, 2000-2200Lm²
- Luminaire efficacy: 100Lm/W, 111Lm/W¹
- Correlated colour temperature: 3000K, 4000K
- Colour rendering index: >80³
- Mac-Adams Ellipse: 3-SDCM
- LED type: Osram SMD LED
- Glare control: UGR<19 Microprismatic Diffuser
- Symmetrical distribution: 90°
- Outer trim Ø350mm x Height 110mm
- Ingress protection rating: IP20
- Luminaire finishes: White, Black
- Baffle options: White, Black, Gold
- Longevity: >50,000Hrs L80 B10
- Driver: Non-dimmable LED driver as standard
- Dimming: DALI-2, BLE (basicDIM Wireless / Casambi) on request⁴
- Weight: 2.8Kg (including driver)
- Warranty: 5 years⁵

Model	LED Output ²	Luminous Flux ²	LED Wattage	System Wattage	CCT	CRI ³	Distribution
MOON-D350-12W-3K	1,900Lm	1,400Lm	12W	14W	3000K	>80	90°
MOON-D350-12W-4K	2,000Lm	1,500Lm	12W	14W	4000K	>80	90°
MOON-D350-16W-3K	2,600Lm	2,000Lm	16W	18W	3000K	>80	90°
MOON-D350-16W-4K	2,800Lm	2,200Lm	16W	18W	4000K	>80	90°

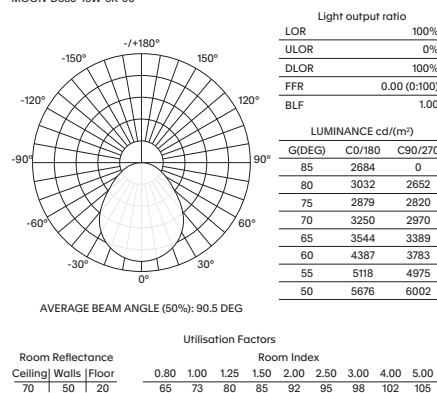
For Non-dimming add suffix ND
For DALI-2 dimming add suffix D
For BLUETOOTH dimming add suffix BT

Example product order code configuration: MOON-D350-12W-3K-90-ND-(WH/GD)

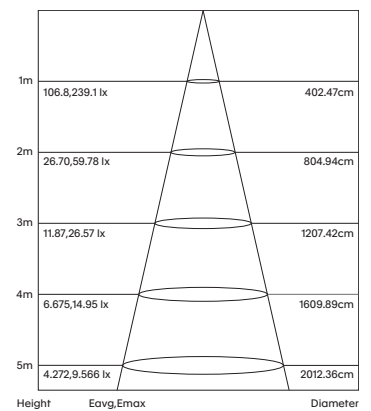
Model	Wattage	CCT	Distribution	Driver	Luminaire Finish / Baffle Finish					
MOON-D350	+	12W	+	3K	+	90	+	ND	+	WH/GD

Light Distribution

MOON-D350-16W-3K-90



Cone Diagram



1 Luminaire efficacy based on CCT 3000K; CCT in variation will alter efficacy
2 +/- 10% stated initial LED and luminous flux tolerance
3 Colour Rendering Index: >80 Standard (Osram SMD Series)
4 Charges apply for non-standard colour/s and dimming options
5 Five year manufacturer's warranty covering product defects and performance deficiencies