


## Peeper-SM65

### 8W Fixed Surface Mounted Downlight

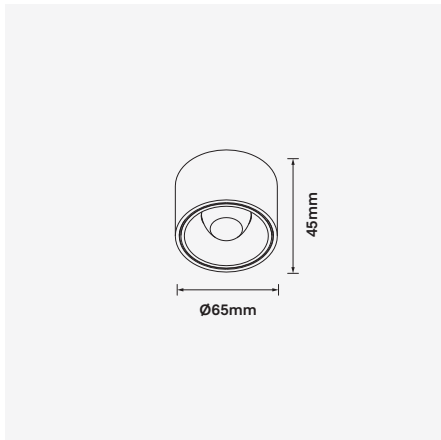


Luminaire Finishes

White (WH)  Black (BK)

Baffle Finishes

White (WH)  Black (BK)



WATTAGE 8W
Ø65
IP 54
Bluetooth
Z
CE
WARRANTY 5YR

3-Step
CRI (Ra) >90
Surface
45°
MAINS DIM
UGR <19

LED, surface mounted architectural luminaire series providing symmetrical, low-glare light distribution in a high quality manufactured fitting.

The Peeper LED surface mounted series offers efficient performance with a minimal designed body and a symmetrical distribution to suit a wide range of applications thanks to its unique optical lens. Offered in white or black colour options to suit applications ranging from residential to commercial fitouts and utilises a DOB LED. A wide range of colour temperatures and dimming options from Mains dimmable through to DALI-2 and Bluetooth. Peeper-SM series offers a 5 year warranty.

- Luminaire wattage: 8W (System)
- Luminous flux: 430-450Lm<sup>2</sup>
- Luminaire efficacy: 53.75Lm/W<sup>1</sup>
- Correlated colour temperature: 3000K, 4000K
- Colour rendering index: >90<sup>3</sup>
- Mac-Adams Ellipse: 3-SDCM
- LED type: Lumens DOB LED
- Glare control: <19
- Symmetrical distribution: 45°
- Outer trim Ø65mm x Height 45mm
- Ingress protection rating: IP54
- Luminaire finishes: White, Black
- Baffle options: White, Black
- Longevity: >50,000Hrs L80 B10
- Driver: Mains dimmable as standard
- Dimming: DALI-2, BLE (basicDIM Wireless / Casambi) on request<sup>4</sup>
- Weight: 200g (including driver)
- Warranty: 5 years<sup>5</sup>

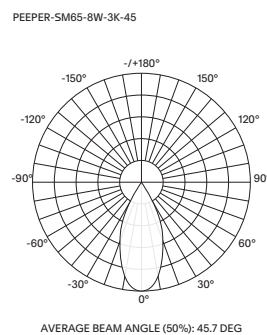
Model	LED Output <sup>2</sup>	Luminous Flux <sup>2</sup>	System Wattage	CCT	CRI <sup>3</sup>	Distribution
PEEPER-SM65-8W-3K-45	600Lm	430Lm	8W	3000K	>90	45°
PEEPER-SM65-8W-4K-45	630Lm	450Lm	8W	4000K	>90	45°

For MAINS dimming add suffix MD  
For DALI-2 dimming add suffix D  
For BLUETOOTH dimming add suffix BT

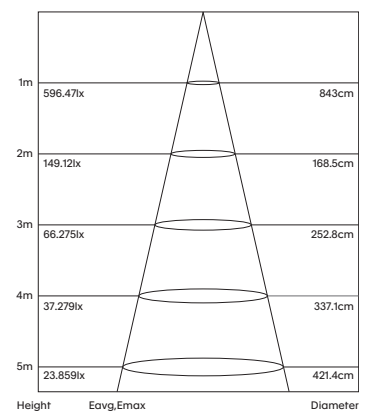
Example product order code configuration: PEEPER-SM65-8W-3K-45-MD-(WH/WH)

Model	Wattage	CCT	Distribution	Driver	Luminaire Finish / Baffle Finish
PEEPER-SM65	8W	3K	45	MD	WH/WH

#### Light Distribution



#### Cone Diagram



1 Luminaire efficacy based on CCT 3000K; CCT variation will alter efficacy  
2 +/- 10% stated initial LED and luminous flux tolerance  
3 Colour Rendering Index; >90 Standard (Lumens DOB LED series)  
4 Charges apply for non-standard colour/s and dimming options  
5 Five year manufacturer's warranty covering product defects and performance deficiencies