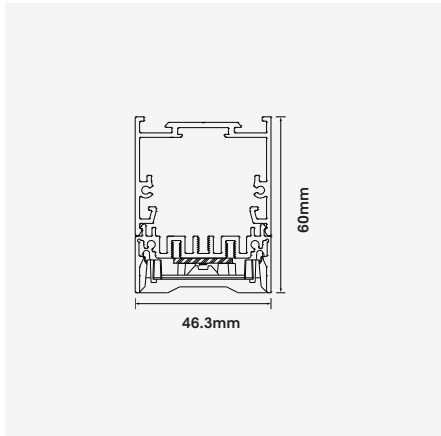


System-46-SM

Surface Mounted Linear LED Profile



Luminaire Finishes



Accessories

Emergency module (EM)
Classification C0/D90, D40/D40



Sensor (SEN)
Ambient light sensor and motion sensor



Introducing the System-46, a dynamic LED linear lighting solution designed to empower engineers, designers, and contractors with unparalleled customization. Craft unique lighting scenarios using a range of customizable profiles and inserts, enabling seamless integration into any environment. With an array of optical options, including diffusers and optical lenses specifically designed for dynamic dispersion, the System-46 offers tailored lighting experiences for diverse applications.

Surface-mount flexibility ensures easy adaptation across commercial, residential, and industrial settings. The integration of high-quality Vossloh-Schwabe LEDs and optional advanced dimming (DALI-2 or Bluetooth) provides precise control over lighting intensity. Backed by a 5-year warranty, the System-46 guarantees reliability, longevity, and innovation, transforming your lighting vision into reality. Upgrade your lighting design with System-46 and redefine what's possible in illumination.

- Luminaire wattage/m: 19W, 27W, 41W (System 21W, 30W, 45W)
- Luminous flux/m: 3274-3458Lm, 4538-4802Lm, 6273-6743Lm²
- Luminaire efficacy/m: 165Lm/W, 160Lm/W, 150Lm/W¹
- LED working current: 250mA, 350mA, 500mA
- Correlated colour temperature: 3000K, 4000K, 5000K
- Colour rendering index: >83³
- Mac-Adams Ellipse: 3-SDCM
- LED Brand: Vossloh-Schwabe (Nichia SMD)
- LED mounting: Zhaga compliant mounting
- Longevity: >72,000Hrs L80 B10
- Optical distribution options: Diffuse 100°, Wide 90°, Medium 60°, Medium 60° UGR, Narrow 30°, SYM1, SYM2, ASYM
- Ingress protection rating: IP44
- Luminaire finish: White, Black, Silver, Custom⁴
- Luminaire dimensions: Width 46 x Height 60mm
- Driver: Non-Dimmable Vossloh-Schwabe LED driver as standard
- Dimming: DALI-2, BLE (Casambi) on request⁴
- Accessories: Emergency, occupancy sensor⁴
- Weight/m: 2.22Kg
- Warranty: 5 years⁵

Model	LED Output/m ²	Luminous Flux/m ²	LED Wattage/m	System Wattage/m	CCT	CRI ³	Distribution	Current
SYSTEM-46-SM-19W-3K	3520Lm	3168Lm	19W	21W	3000K	>83	100°	250mA
SYSTEM-46-SM-19W-4K	3718Lm	3346Lm	19W	21W	4000K	>83	100°	250mA
SYSTEM-46-SM-19W-5K	3718Lm	3346Lm	19W	21W	5000K	>83	100°	250mA
SYSTEM-46-SM-27W-3K	4880Lm	4392Lm	27W	30W	3000K	>83	100°	350mA
SYSTEM-46-SM-27W-4K	5163Lm	4646Lm	27W	30W	4000K	>83	100°	350mA
SYSTEM-46-SM-27W-5K	5163Lm	4646Lm	27W	30W	5000K	>83	100°	350mA
SYSTEM-46-SM-41W-3K	6745Lm	6070Lm	41W	45W	3000K	>83	100°	500mA
SYSTEM-46-SM-41W-4K	7250Lm	6525Lm	41W	45W	4000K	>83	100°	500mA
SYSTEM-46-SM-41W-5K	7250Lm	6525Lm	41W	45W	5000K	>83	100°	500mA
SYSTEM-46-SM-19W-3K	3520Lm	3274Lm	19W	21W	3000K	>83	90°	250mA
SYSTEM-46-SM-19W-4K	3718Lm	3458Lm	19W	21W	4000K	>83	90°	250mA
SYSTEM-46-SM-19W-5K	3718Lm	3458Lm	19W	21W	5000K	>83	90°	250mA
SYSTEM-46-SM-27W-3K	4880Lm	4538Lm	27W	30W	3000K	>83	90°	350mA
SYSTEM-46-SM-27W-4K	5163Lm	4802Lm	27W	30W	4000K	>83	90°	350mA
SYSTEM-46-SM-27W-5K	5163Lm	4802Lm	27W	30W	5000K	>83	90°	350mA
SYSTEM-46-SM-41W-3K	6745Lm	6273Lm	41W	45W	3000K	>83	90°	500mA
SYSTEM-46-SM-41W-4K	7250Lm	6743Lm	41W	45W	4000K	>83	90°	500mA
SYSTEM-46-SM-41W-5K	7250Lm	6743Lm	41W	45W	5000K	>83	90°	500mA
SYSTEM-46-SM-19W-3K	3520Lm	3274Lm	19W	21W	3000K	>83	60°	250mA
SYSTEM-46-SM-19W-4K	3718Lm	3458Lm	19W	21W	4000K	>83	60°	250mA
SYSTEM-46-SM-19W-5K	3718Lm	3458Lm	19W	21W	5000K	>83	60°	250mA
SYSTEM-46-SM-27W-3K	4880Lm	4538Lm	27W	30W	3000K	>83	60°	350mA
SYSTEM-46-SM-27W-4K	5163Lm	4802Lm	27W	30W	4000K	>83	60°	350mA
SYSTEM-46-SM-27W-5K	5163Lm	4802Lm	27W	30W	5000K	>83	60°	350mA
SYSTEM-46-SM-41W-3K	6745Lm	6273Lm	41W	45W	3000K	>83	60°	500mA
SYSTEM-46-SM-41W-4K	7250Lm	6743Lm	41W	45W	4000K	>83	60°	500mA
SYSTEM-46-SM-41W-5K	7250Lm	6743Lm	41W	45W	5000K	>83	60°	500mA

1 Luminaire efficacy based on CCT 4000K; CCT variation will alter efficacy
 2 +/- 10% stated initial LED and luminous flux tolerance
 3 Colour Rendering Index; >83 Standard (Nichia SMD LED series)
 4 Additional charges apply for non-standard colour/s, dimming controls, emergency functionality and sensor options
 5 Five year manufacturer's warranty covering product defects and performance deficiencies

System-46-SM

Surface Mounted Linear LED Profile

Optical I Diffuser options

Wide 90°
Optical PMMA lens, 93% efficiency



Wide 90° SYM
Optical PMMA lens, 96% efficiency



Medium 60°
Optical PMMA lens, 93% efficiency



Medium 60° UGR
Optical PMMA lens, 96% efficiency



Narrow 30°
Optical PMMA lens, 93% efficiency



Retail SYM 1
Optical PMMA lens, 93% efficiency



Retail SYM 2
Optical PMMA lens, 93% efficiency



Retail ASYM
Optical PMMA lens, 93% efficiency



Diffuse 100°
Matte Opal Diffuser, 90% efficiency



Model	LED Output/m ²	Luminous Flux/m ²	LED Wattage/m	System Wattage/m	CCT	CRI ³	Distribution	Current
SYSTEM-46-SM-19W-3K	3520Lm	3379Lm	19W	21W	3000K	>83	60° UGR	250mA
SYSTEM-46-SM-19W-4K	3718Lm	3569Lm	19W	21W	4000K	>83	60° UGR	250mA
SYSTEM-46-SM-19W-5K	3718Lm	3569Lm	19W	21W	5000K	>83	60° UGR	250mA
SYSTEM-46-SM-27W-3K	4880Lm	4685Lm	27W	30W	3000K	>83	60° UGR	350mA
SYSTEM-46-SM-27W-4K	5163Lm	4957Lm	27W	30W	4000K	>83	60° UGR	350mA
SYSTEM-46-SM-27W-5K	5163Lm	4957Lm	27W	30W	5000K	>83	60° UGR	350mA
SYSTEM-46-SM-41W-3K	6745Lm	6475Lm	41W	45W	3000K	>83	60° UGR	500mA
SYSTEM-46-SM-41W-4K	7250Lm	6960Lm	41W	45W	4000K	>83	60° UGR	500mA
SYSTEM-46-SM-41W-5K	7250Lm	6960Lm	41W	45W	5000K	>83	60° UGR	500mA
SYSTEM-46-SM-19W-3K	3520Lm	3274Lm	19W	21W	3000K	>83	30°	250mA
SYSTEM-46-SM-19W-4K	3718Lm	3458Lm	19W	21W	4000K	>83	30°	250mA
SYSTEM-46-SM-19W-5K	3718Lm	3458Lm	19W	21W	5000K	>83	30°	250mA
SYSTEM-46-SM-27W-3K	4880Lm	4538Lm	27W	30W	3000K	>83	30°	350mA
SYSTEM-46-SM-27W-4K	5163Lm	4802Lm	27W	30W	4000K	>83	30°	350mA
SYSTEM-46-SM-27W-5K	5163Lm	4802Lm	27W	30W	5000K	>83	30°	350mA
SYSTEM-46-SM-41W-3K	6745Lm	6273Lm	41W	45W	3000K	>83	30°	500mA
SYSTEM-46-SM-41W-4K	7250Lm	6743Lm	41W	45W	4000K	>83	30°	500mA
SYSTEM-46-SM-41W-5K	7250Lm	6743Lm	41W	45W	5000K	>83	30°	500mA
SYSTEM-46-SM-19W-3K	3520Lm	3274Lm	19W	21W	3000K	>83	SYM1	250mA
SYSTEM-46-SM-19W-4K	3718Lm	3458Lm	19W	21W	4000K	>83	SYM1	250mA
SYSTEM-46-SM-19W-5K	3718Lm	3458Lm	19W	21W	5000K	>83	SYM1	250mA
SYSTEM-46-SM-27W-3K	4880Lm	4538Lm	27W	30W	3000K	>83	SYM1	350mA
SYSTEM-46-SM-27W-4K	5163Lm	4802Lm	27W	30W	4000K	>83	SYM1	350mA
SYSTEM-46-SM-27W-5K	5163Lm	4802Lm	27W	30W	5000K	>83	SYM1	350mA
SYSTEM-46-SM-41W-3K	6745Lm	6273Lm	41W	45W	3000K	>83	SYM1	500mA
SYSTEM-46-SM-41W-4K	7250Lm	6743Lm	41W	45W	4000K	>83	SYM1	500mA
SYSTEM-46-SM-41W-5K	7250Lm	6743Lm	41W	45W	5000K	>83	SYM1	500mA
SYSTEM-46-SM-19W-3K	3520Lm	3274Lm	19W	21W	3000K	>83	SYM2	250mA
SYSTEM-46-SM-19W-4K	3718Lm	3458Lm	19W	21W	4000K	>83	SYM2	250mA
SYSTEM-46-SM-19W-5K	3718Lm	3458Lm	19W	21W	5000K	>83	SYM2	250mA
SYSTEM-46-SM-27W-3K	4880Lm	4538Lm	27W	30W	3000K	>83	SYM2	350mA
SYSTEM-46-SM-27W-4K	5163Lm	4802Lm	27W	30W	4000K	>83	SYM2	350mA
SYSTEM-46-SM-27W-5K	5163Lm	4802Lm	27W	30W	5000K	>83	SYM2	350mA
SYSTEM-46-SM-41W-3K	6745Lm	6273Lm	41W	45W	3000K	>83	SYM2	500mA
SYSTEM-46-SM-41W-4K	7250Lm	6743Lm	41W	45W	4000K	>83	SYM2	500mA
SYSTEM-46-SM-41W-5K	7250Lm	6743Lm	41W	45W	5000K	>83	SYM2	500mA
SYSTEM-46-SM-19W-3K	3520Lm	3274Lm	19W	21W	3000K	>83	ASYM	250mA
SYSTEM-46-SM-19W-4K	3718Lm	3458Lm	19W	21W	4000K	>83	ASYM	250mA
SYSTEM-46-SM-19W-5K	3718Lm	3458Lm	19W	21W	5000K	>83	ASYM	250mA
SYSTEM-46-SM-27W-3K	4880Lm	4538Lm	27W	30W	3000K	>83	ASYM	350mA
SYSTEM-46-SM-27W-4K	5163Lm	4802Lm	27W	30W	4000K	>83	ASYM	350mA
SYSTEM-46-SM-27W-5K	5163Lm	4802Lm	27W	30W	5000K	>83	ASYM	350mA
SYSTEM-46-SM-41W-3K	6745Lm	6273Lm	41W	45W	3000K	>83	ASYM	500mA
SYSTEM-46-SM-41W-4K	7250Lm	6743Lm	41W	45W	4000K	>83	ASYM	500mA
SYSTEM-46-SM-41W-5K	7250Lm	6743Lm	41W	45W	5000K	>83	ASYM	500mA

For Non-dimming add suffix ND
For DALI-2 dimming add suffix D
For BLUETOOTH dimming add suffix BT

Example product order code configuration: SYSTEM-46-SM-27W-4K-60-ND-(WH)

Model	Wattage	CCT	Distribution	Driver	Luminaire Finish					
SYSTEM-46-SM	+	27W	+	4K	+	60	+	ND	+	WH

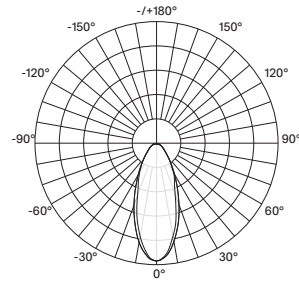
1 Luminaire efficacy based on CCT 4000K; CCT variation will alter efficacy
2 +/- 10% stated initial LED and luminous flux tolerance
3 Colour Rendering Index; >83 Standard (Nichia SMD LED series)
4 Additional charges apply for non-standard colour/s, dimming controls, emergency functionality and sensor options
5 Five year manufacturer's warranty covering product defects and performance deficiencies

System-46-SM

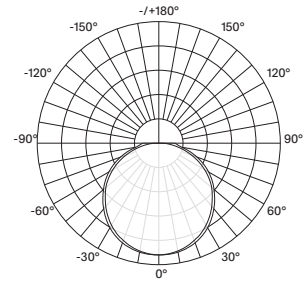
Surface Mounted Linear LED Profile

Light Distribution

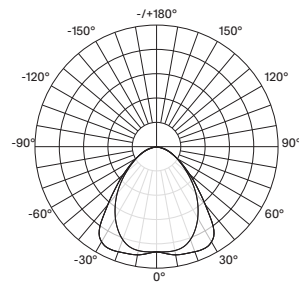
SYSTEM-46-SM-NARROW 30°



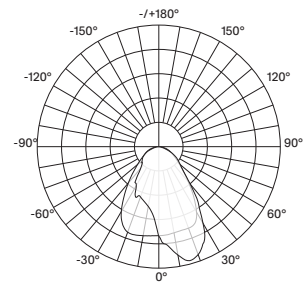
SYSTEM-46-SM-DIFFUSE 100°



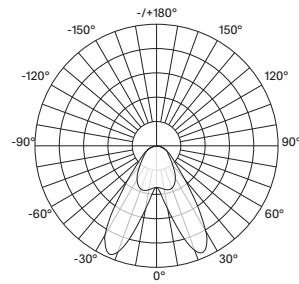
SYSTEM-46-SM-WIDE 90°



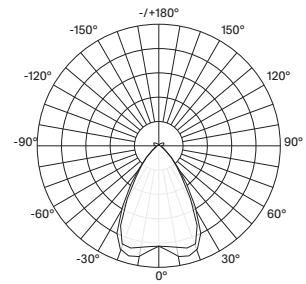
SYSTEM-46-SM-RETAIL ASYM



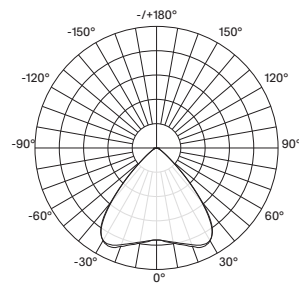
SYSTEM-46-SM-RETAIL SYM1



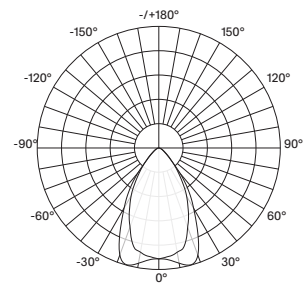
SYSTEM-46-SM-Medium 60°



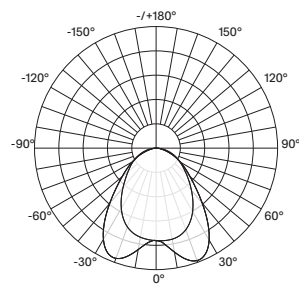
SYSTEM-46-SM-WIDE 90° SYM



SYSTEM-46-SM-Medium 60° UGR



SYSTEM-46-SM-RETAIL SYM2



- 1 Luminaire efficacy based on CCT 4000K; CCT variation will alter efficacy
- 2 +/- 10% stated initial LED and luminous flux tolerance
- 3 Colour Rendering Index; >83 Standard (Nichia SMD LED series)
- 4 Additional charges apply for non-standard colour/s, dimming controls, emergency functionality and sensor options
- 5 Five year manufacturer's warranty covering product defects and performance deficiencies