

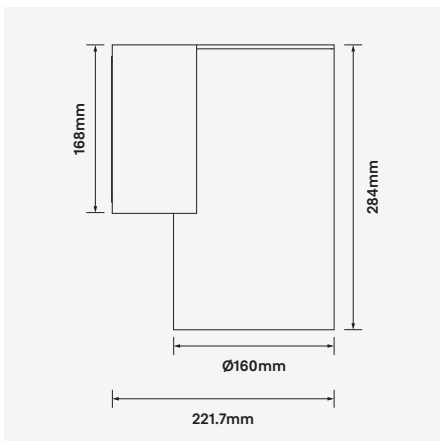
## Zepher-WL1

### 40W Single Directional Wall Mounted Luminaire



Luminaire Finishes

White (WH)  Black (BK)  Dark Grey (DG)



**WATTAGE 40W** **3-Step** **IP 65** **IK 06** **Bluetooth** **CE** **WARRANTY 5YR**  
**VOLTAGE 24VDC** **VOLTAGE 240VAC** **CRI (Ra) >80** **12° / 25° / 38°** **Wall mount**

LED wall mounted luminaire providing light emission in one or two directions in a range of distributions and wattages. A high quality and reliable wall light, the Zepher series is suitable for a range of applications including schools, shopping precincts, commercial office spaces and industrial environments.

Made from high grade components including 3mm tempered glass for extra durability, the Zepher comes with an IP65 and IK06 rating and uses Japanese Nichia LEDs for added longevity. With 240VAC or 24VDC operation and DALI-2 dimming as an option. The Zepher series comes with a 5 year warranty.

- Luminaire wattage: 40W (System 45W)
- Luminous flux: 3808-4112Lm<sup>2</sup>
- Luminaire efficacy: 85.57Lm/W<sup>1</sup>
- Correlated colour temperature: 3000K, 4000K
- Colour rendering index: >80<sup>3</sup>
- Mac-Adams Ellipse: 3-SDCM
- LED brand: Nichia COB LED
- Symmetrical distribution: 12°, 25°, 38°
- Outer trim Ø160mm x Depth 221.7mm x Length 284mm
- Ingress protection rating: IP65
- Impact protection: IK06
- Luminaire finish: Dark Grey (RAL7037), Black (RAL9005), White (RAL9003)
- Longevity: >50,000Hrs L80 B10
- Nominal working voltage: 24VDC, 240VAC options
- Dimming: DALI-2, BLE (basicDIM Wireless / Casambi) on request<sup>4</sup>
- Weight: 3.67kg (inc. integral driver)
- Warranty: 5 years<sup>5</sup>

Model	Luminous Flux <sup>2</sup>	LED Wattage	System Wattage	CCT	CRI <sup>3</sup>	Distribution
ZEPHER-WL1-40W-3K	3808Lm	40W	45W	3000K	>80	12°, 25°, 38°
ZEPHER-WL1-40W-4K	4112Lm	40W	45W	4000K	>80	12°, 25°, 38°

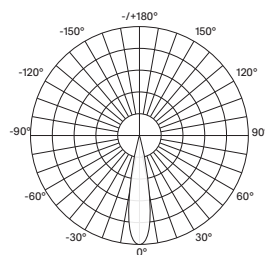
For Non-dimming add suffix ND  
For DALI-2 dimming add suffix D  
For BLUETOOTH dimming add suffix BT

Example product order code configuration: ZEPHER-WL1-40W-3K-38-ND-(DG)

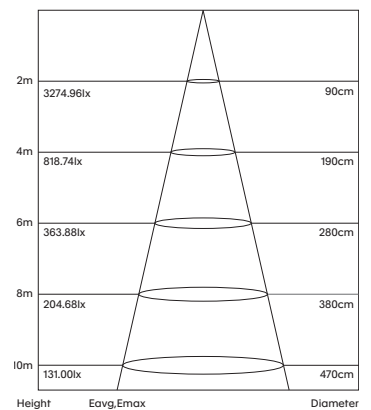
Model	Wattage	CCT	Distribution	Driver	Luminaire Finish					
ZEPHER-WL1	+	40W	+	3K	+	38	+	ND	+	DG

#### Light Distribution

ZEPHER-WL1-40W-3K



#### Cone Diagram



1 Luminaire efficacy based on CCT 3000K; CCT variation will alter efficacy  
 2 +/- 10% stated initial LED and luminous flux tolerance  
 3 Colour rendering Index: >80 standard (Nichia COB LED)  
 4 Additional charges apply for non-standard colour/s and dimming options. DALI-2 and BLE requires remote 24VDC constant voltage LED driver  
 5 Five year manufacturer's warranty covering product defects and performance deficiencies